Multiple District 336

As of October 2026 Cumulative

Year	New Clubs	Dropped Clubs	Gain/ Loss Clubs	New Members	Charter Members	Reinstate Members	Transfer Members	Total Member Added	Total Members Dropped	Gain/ Loss Members
2022-2023	0	4	-4	920	1	18	44	983	1,327	-344
2023-2024	0	8	-8	1,113	2	8	26	1,149	1,340	-191
2024-2025	8	11	-3	965	229	67	39	1,300	1,523	-223
2025-2026	10	7	3	929	253	40	22	1,244	1,465	-221
2026-2027	1	0	1	454	26	20	16	516	205	311
Average	**4**	**6**	**-2**	**876**	**102**	**31**	**29**	**1,038**	**1,172**	**-134**

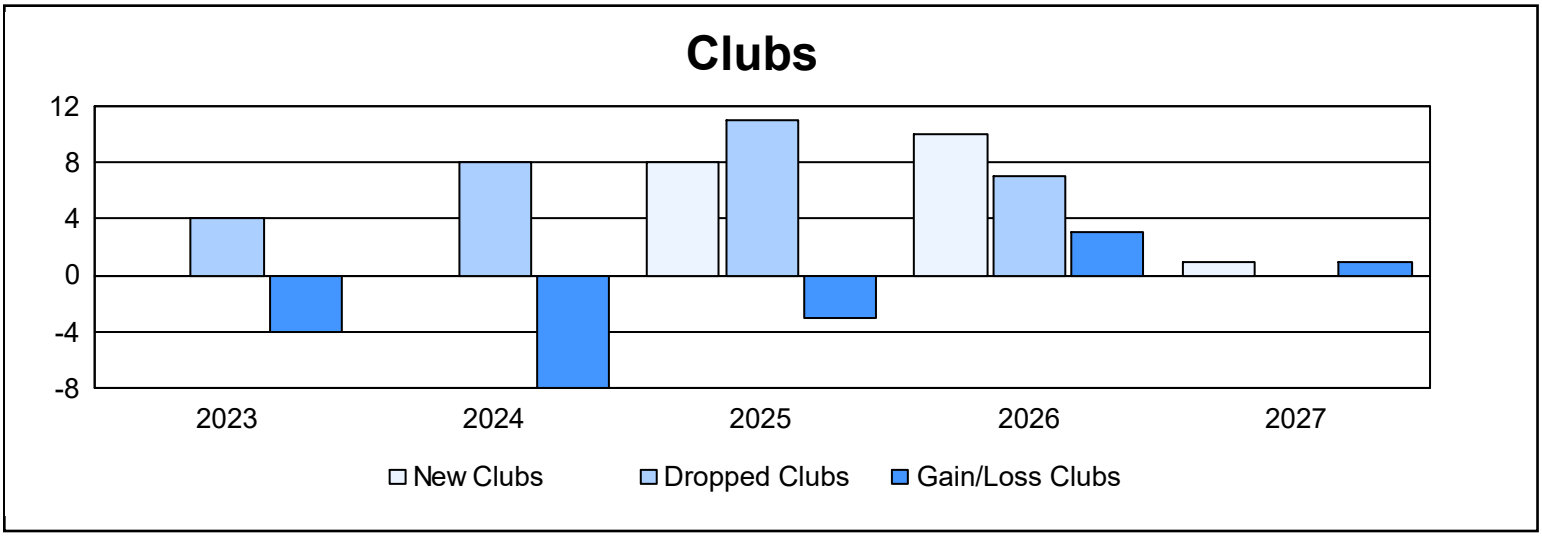

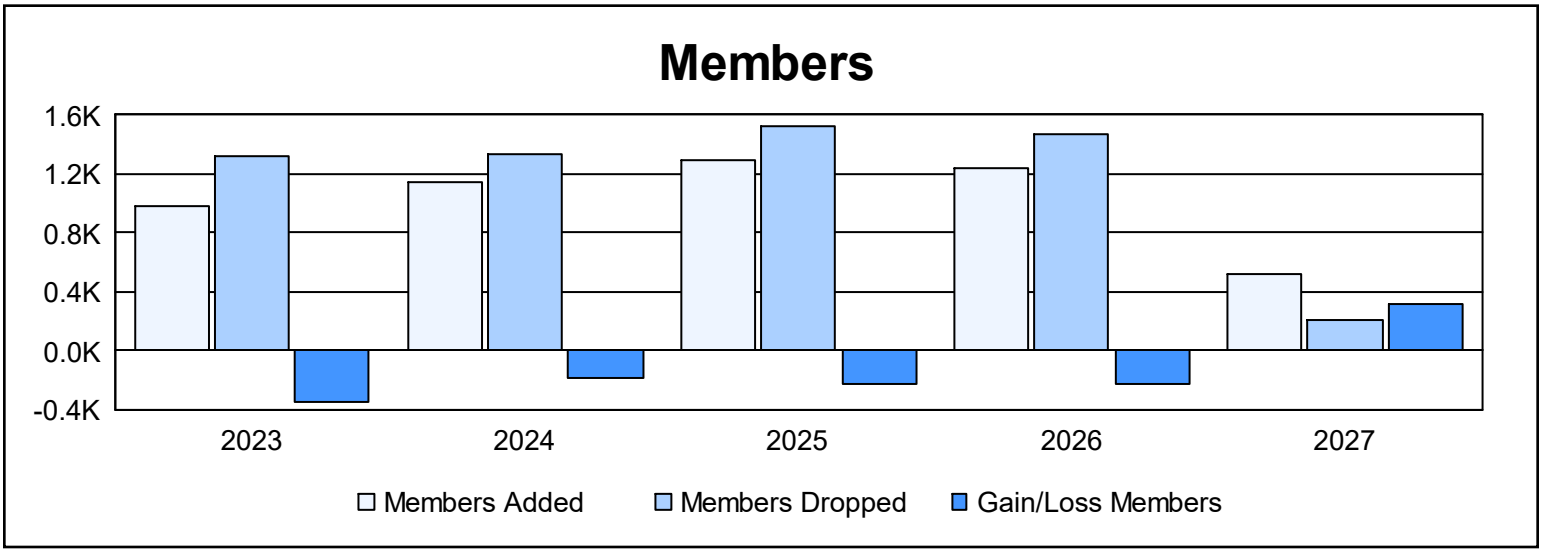

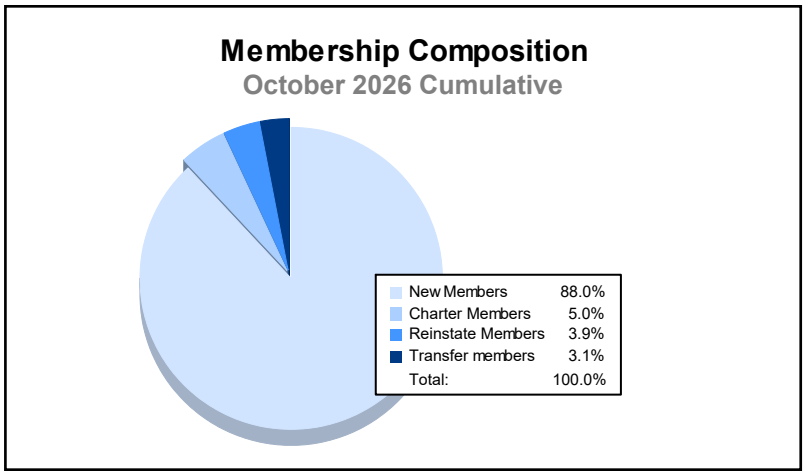
Membership Composition
October 2026 Cumulative
New Members 88.0%
Charter Members 5.0%
Reinstate Members 3.9%
Transfer members 3.1%
Total: 100.0%

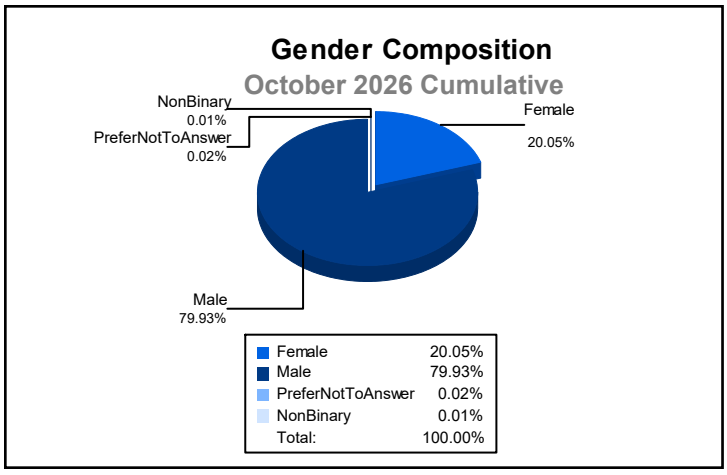
Gender Composition
October 2026 Cumulative
NonBinary 0.01%
PreferNotToAnswer 0.02%
Female 20.05%
Male 79.93%
Female 20.05%
Male 79.93%
PreferNotToAnswer 0.02%
NonBinary 0.01%
Total: 100.00%